

News Release

Now-Casting Index

EMBARGOED FOR RELEASE UNTIL: 17:00 GMT 15 December 2014

Now-Casting United States NCI™

What is the NCI™?

The Now-Casting Index - NCI™ - is an index that measures the state of the business cycle. It is calculated from a broad set of economic indicators.

Reading the NCI™

The NCI™ is normalized to have a mean value of 100 and a standard deviation of 25 calculated over the estimation sample. Values above 100 indicate that real activity is growing above the mean.

NCI™ Updates

The NCI™ is updated in relation to surprises in data releases (news) computed as the difference between the released value and model-based nowcast for each input indicator. The weights attached to each news are also model-based.

Next U.S. NCI™ RELEASE:

16 Jan, 2015
17:00 GMT

US NCI™ breaks 125 barrier

- The US NCI™ is at 125.02 for December, compared to 122.76 for November. This improvement is expected to continue, with the January NCI™ forecast at 127.03
- Data released over the past month have contained positive news for the model: as a result today's December figure is significantly higher than the 120.14 forecast a month ago

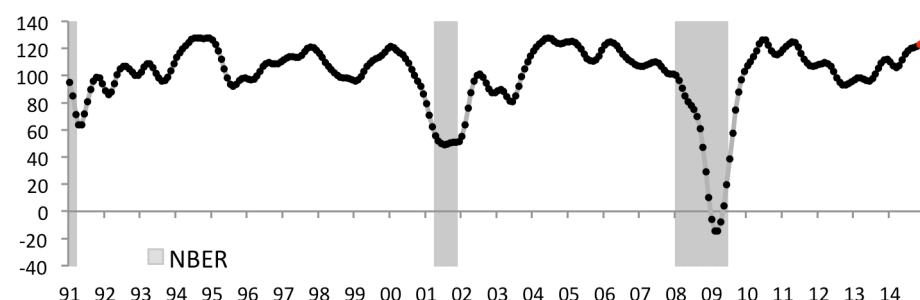
Now-Casting U.S. NCI™

reference period	NCI™ Release Dates	
	17/11/2014	15/12/2014
Nov-14	119.59 (A)	122.76 (U)
Dec-14	120.14 (F)	125.02 (A)
Jan-14	--	127.03 (F)


Notes: (A), ACTUAL, denotes the estimate of economic activity for the current month; (F), FORECAST, the forecast for next month; (U), UPDATED, denotes the updates reflecting data released since the last NCI publication date. Source: Now-Casting Economics Ltd

Jasper McMahon, CEO of Now-Casting Economics, commented, "The US economy goes from strength to strength. This month's NCI™ shows an acceleration in the rate of growth for the ninth month in a row, with the index now breaking through 125 for the first time since mid-2010. Over the past month positive surprises in the data flow – among which the headline-grabbing November Nonfarm Payrolls figure was by no means the most significant – have once again outnumbered negative surprises by a wide margin."

Now-Casting U.S. NCI™



Source: Now-Casting Economics Ltd



The Real Time Data Flow


US NCI™ for December updated to 125.02 from 120.14 expected in November
US NCI™ for November updated to 122.76 from 119.59

Release Date	Release Name	Reference Period	Model Unit	Release Value*	Model Expectation	Impact of Data Releases	
						U.S NCI™ Nov	U.S NCI™ Dec
15/12/2014	Capacity Utilization: Industry	Nov-14	Level %	80.10	79.65	0.48	0.71
15/12/2014	Industrial Production	Nov-14	MoM %	1.33	0.69	0.66	0.96
	University of Michigan: Consumer Sentiment	Dec-14	Index	93.80	73.99	-0.02	-0.03
11/12/2014	Retail Sales	Nov-14	MoM %	0.73	0.72	0.00	0.00
5/12/2014	Imports	Oct-14	MoM %	0.99	1.73	-0.18	-0.21
5/12/2014	Exports	Oct-14	MoM %	1.48	1.77	-0.06	-0.07
5/12/2014	Change in Nonfarm Payrolls	Nov-14	Thousands	321.00	246.43	0.27	0.47
3/12/2014	ISM Nonmanufacturing Composite Index	Nov-14	Index	59.30	56.91	0.44	0.99
3/12/2014	Change in ADP Nonfarm Private Payroll Employment	Nov-14	Change Thousands	207.00	224.21	-0.04	-0.18
1/12/2014	ISM Mfg: PMI Composite Index	Nov-14	Index	58.70	58.25	0.11	0.33
26/11/2014	MNI Chicago Business Barometer	Nov-14	Index	60.80	64.49	-0.67	-1.55
26/11/2014	Manufacturers' Inventories: Durable Goods	Oct-14	MoM %	0.50	0.47	0.03	0.04
26/11/2014	Manufacturers' New Orders: Durable Goods	Oct-14	MoM %	0.40	2.25	-0.22	-0.26
26/11/2014	Manufacturers' Unfilled Orders: Durable Goods	Oct-14	MoM %	0.42	0.59	-0.07	-0.08
26/11/2014	Real Personal Consumption Expenditure	Oct-14	MoM %	0.17	0.46	-0.17	-0.25
26/11/2014	Real Disposable Personal Income	Oct-14	MoM %	0.12	0.33	-0.02	-0.03
25/11/2014	Conference Board: Consumer Confidence Index	Nov-14	Index	88.70	98.21	-0.38	-0.62
21/11/2014	Kansas City Fed Mfg Survey	Nov-14	Index	7.00	7.51	-0.06	-0.12
20/11/2014	Philadelphia FRB Bus Outlook: Current Activity	Nov-14	Index	40.80	18.56	1.81	3.65
20/11/2014	PMI: Manufacturing	Nov-14	Index	54.73	55.61	-0.14	-0.48
19/11/2014	New Private Housing Units Authorized	Oct-14	MoM %	4.75	-2.43	0.06	0.23
19/11/2014	Housing Starts	Oct-14	MoM %	-2.79	-5.64	0.00	0.04
						1.83	3.54

Note: Released values are expressed in Model Units
Source: Now-Casting Economics Ltd and Official Data Sources

The impact of each data release on the NCI™ is the product of the economic *news* associated with that release and a model-based weight which reflects the importance of each variable and is a function of its timeliness. Economic news are defined in this context as the difference between the released values and model-generated expectations.

Note: the difference between the current month NCI™ released today, and the forecast of the made a month ago, may be more or less than the total impact of all the releases listed in the table above, because of the impact of any revisions to prior data releases made during this period. The same is true of the updating of the NCI™ for the previous month.



NCI™ releases for the United States are scheduled on the same day of the release of the Industrial Production Index at 12:00 GMT.

Next U.S. NCI™ RELEASE: 17:00 GMT 16th January, 2015

- ends -

For further information, please contact:

Linstock Communications

Tom Yadzi or Keith Brookbank

Tel: +44 (0)20 7089 2080

Now- Casting Economics Limited

Jasper McMahon

Tel: +44 (0)7802 485904

Notes to Editors:

The Now-Casting Index for the United States is produced by Now-Casting Economics Limited and is based on a model built on monthly and quarterly economic indicators covering Production, Labour, Construction, National and International Trade, Services and Surveys. Raw data are supplied by Haver Analytics. Now-Casting Economics releases the US NCI™ monthly for the current month together with a forecast for the next month and updates to the previous release. Forecast updates are based on data released since the last NCI™ publication. The model is estimated in real-time at each data release; now-casts of GDP and other macroeconomic series are published live within 30 minutes of the data release on www.now-casting.com.

The NCI™ is an intermediate product of the Now-Casting model, which is designed to capture commonalities among macroeconomic data while filtering out idiosyncratic noise. The model produces estimates of the real economic condition in different countries in a fully real-time fashion and accounts for data sampled at mixed frequency and the non-synchronicity of their releases. The NCI™ and its revisions are produced in a fully automated judgement-free way solely as a function of economic news. The deep parameters of Now-Casting model are estimated at the beginning of every year; the NCI™ is the result of a pure out-of-sample forecast and is normalized to a mean value of 100 and a standard deviation equal to 25. Readings equal to 100 correspond to average growth over the estimation sample which starts in 1991. Normalization is updated at the beginning of every year in concomitance with updates of deep parameters.

Now-Casting.com is an online service delivering high-frequency information on current conditions in the world's major economies. The service covers the US, the Euro Area, China, Japan, Germany, France, Italy, Spain, the UK, Canada and Brazil, and is available by subscription. Weekly now-casts for the Euro Area are available free on the Now-Casting web site (www.now-casting.com).

The intellectual property rights to the US NCI™ provided herein are owned by Now-Casting Economics Limited. Any unauthorised use, including but not limited to copying, distributing, transmitting or otherwise of any data appearing is not permitted without Now-Casting Economics' prior consent. Now-Casting Economics shall not have any liability, duty or obligation for or relating to the content or information ("data") contained herein, any errors, inaccuracies, omissions or delays in the data, or for any actions taken in reliance thereon. In no event shall Now-Casting Economics be liable for any special, incidental, or consequential damages, arising out of the use of the data. NCI™ is a registered trademark of Now-Casting Economics Limited. The Now-Casting.com logo is a registered trade mark of Now-Casting Economics Limited.