

News Release

Now-Casting Index
12:00 GMT 12 December 2014

Now-Casting Euro Area NCI™

What is the NCI™?

The Now-Casting Index - NCI™ - is an index that measures the state of the business cycle. It is calculated from a broad set of economic indicators.

Reading the NCI™

The NCI™ is normalized to have a mean value of 100 and a standard deviation of 25 calculated over the estimation sample. Values above 100 indicate that real activity is growing above the mean.

NCI™ Updates

The NCI™ is updated in relation to surprises in data releases (*news*) computed as the difference between the released value and model-based nowcast for each input indicator. The weights attached to each *news* are also model-based.

Next E.A. NCI™ RELEASE:

14 Jan, 2015
12:00 GMT

Euro Area economic growth flat

- The Euro Area the NCI™ is at 88.16 for December compared to 88.80 in November; the outlook for the January NCI™ is forecast at 88.18.
- Data released over the past month have caused a small upward revision in the NCI™ for December from the 86.41 forecast last month.

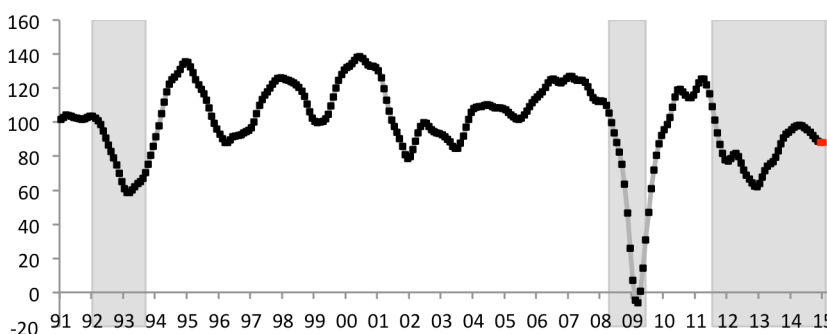
Now-Casting E.A. NCI™

reference period	NCI™ Release Dates	
	12/11/2014	12/12/2014
Nov-14	87.22 (A)	88.80 (U)
Dec-14	86.41 (F)	88.16 (A)
Jan-15	--	88.18 (F)


Notes: (A), ACTUAL, denotes the estimate of economic activity for the current month; (F), FORECAST, the forecast for next month; (U), UPDATED, denotes the updates reflecting data released since the last NCI publication date. Source: Now-Casting Economics Ltd

Jasper McMahon, CEO of Now-Casting Economics, commented, "We've been witnessing a consistent stream of small yet positive news from mid-October. The NCI numbers we are publishing this month suggest that although the deceleration has stopped, growth in the Eurozone is minimal. Our current nowcasts indicate that quarterly GDP growth in both Q4-2014 and Q1-2015 will be around 0.1%."

Now-Casting E.A. NCI™



Source: Now-Casting Economics Ltd



The Real Time Data Flow

EA NCI™ for December updated to 88.16 from 86.41 in November

EA NCI™ for November updated to 88.80 from 87.22

Release Date	Release Name	Reference Period	Model Unit	Release Value*	Model Expectation	Impact of EA Data	
						EA NCI™ November	EA NCI™ December
14/11/2014	Gross Domestic Product	Q3'14	QoQ %	0.16	0.01	0.06	0.05
17/11/2014	Imports	Sep-14	MoM %	3.01	0.59	0.31	0.37
17/11/2014	Exports	Sep-14	MoM %	4.21	0.02	0.5	0.6
18/11/2014	New Passenger Car Registrations	Oct-14	YoY %	6.62	0.92	0.1	0.15
19/11/2014	Construction Output	Sep-14	MoM %	-1.81	-1.69	-0.01	-0.01
20/11/2014	Consumer Confidence Indicator	Nov-14	Index	-11.6	-11.45	-0.01	-0.02
20/11/2014	Industrial Turnover: Manufacturing	Sep-14	MoM %	-0.39	-0.21	-0.05	-0.06
20/11/2014	PMI: Services	Nov-14	Index	51.29	51.79	-0.1	-0.21
20/11/2014	PMI: Manufacturing	Nov-14	Index	50.38	50.08	0.07	0.26
21/11/2014	Orders	Sep-14	MoM %	1.17	0.39	0.1	0.11
27/11/2014	Business Climate Indicator	Nov-14	Index	0.18	0.11	-0.06	-0.01
03/12/2014	Retail Sales	Oct-14	MoM %	0.44	0.59	-0.03	-0.04
12/12/2014	Industrial Production Excl Construction	Oct-14	MoM %	0.11	-0.61	0.36	0.46
						1.24	1.65


Release Date	Release Name	Reference Period	Model Unit	Release Value*	Model Expectation	Impact of GER Data	
						EA NCI™ November	EA NCI™ December
14/11/2014	Gross Domestic Product	Q3'14	QoQ %	0.07	0.01	-0.01	-0.01
20/11/2014	PMI: Manufacturing	Nov-14	Index	50.02	51.05	-0.17	-0.58
20/11/2014	PMI: Services	Nov-14	Index	52.14	53.79	-0.13	-0.34
24/11/2014	Ifo Business Climate Index	Nov-14	Index	104.7	102.51	0.06	0.54
27/11/2014	GfK Consumer Climate Indicator	Dec-14	Index	8.6	7.22	0	0
27/11/2014	Job Vacancies	Nov-14	MoM %	1.96	1.15	0.03	0.05
28/11/2014	Retail Sales	Oct-14	MoM %	1.89	1.09	0.04	0.05
04/12/2014	New Passenger Car Registrations	Nov-14	YoY %	-1.79	2.31	0	-0.01
05/12/2014	Industrial Turnover: Manufacturing	Oct-14	MoM %	1.12	0.27	0.15	0.21
05/12/2014	Orders	Oct-14	MoM %	2.5	-0.29	0.25	0.35
08/12/2014	Construction Output	Oct-14	MoM %	0.69	-0.78	0.02	0.03
08/12/2014	Industrial Production Incl Construction	Oct-14	MoM %	0.19	-0.57	0.15	0.21
09/12/2014	Imports	Oct-14	MoM %	-3.11	-2.43	-0.03	-0.04
09/12/2014	Exports	Oct-14	MoM %	-0.47	-2.06	0.07	0.09
						0.43	0.55

Note: Released values are expressed in Model Units

Source: Now-Casting Economics Ltd and Official Data Sources

The impact of each data release on the NCI™ is the product of the economic *news* associated with that release and a model-based weight which reflects the importance of each variable and is a function of its timeliness. Economic news are defined in this context as the difference between the released values and model-generated expectations.

Note: the difference between the current month NCI™ released today, and the forecast of the made a month ago, may be more or less than the total impact of all the releases listed in the table above, because of the impact of any revisions to prior data releases made during this period. The same is true of the updating of the NCI™ for the previous month.



The Real Time Data Flow

EA NCI™ for December updated to 88.16 from 86.41 in November


EA NCI™ for November updated to 88.80 from 87.22

Release Date	Release Name	Reference Period	Model Unit	Release Value*	Model Expectation	Impact of ITA Data	
						EA NCI™ November	EA NCI™ December
14/11/2014	Gross Domestic Product	Q3'14	QoQ %	-0.09	0.01	0.01	0.01
17/11/2014	Imports	Sep-14	MoM %	1.6	-0.07	0.13	0.15
17/11/2014	Exports	Sep-14	MoM %	1.47	-0.69	0.12	0.14
18/11/2014	Construction Output	Sep-14	MoM %	-5.38	-2.61	-0.07	-0.08
20/11/2014	Orders	Sep-14	MoM %	-1.46	-0.93	-0.02	-0.02
20/11/2014	Industrial Turnover	Sep-14	MoM %	-0.41	-0.54	0.01	0.01
25/11/2014	Retail Sales	Sep-14	MoM %	-0.11	0.05	-0.03	-0.03
26/11/2014	ISAE Consumer Confidence Indicator	Nov-14	Index	100.2	101.1	0	-0.01
27/11/2014	ISAE Business Confidence Indicator	Nov-14	Index	96.3	96.48	-0.01	-0.04
01/12/2014	New Passenger Car Registrations	Nov-14	YoY %	4.95	1.59	0.02	0.03
01/12/2014	PMI: Manufacturing	Nov-14	Index	48.97	48.81	0.03	0.07
03/12/2014	PMI: Services	Nov-14	Index	51.79	50.62	0.04	0.11
11/12/2014	Industrial Production Excl Construction	Oct-14	MoM %	-0.11	-0.12	0	0
						0.23	0.34

Release Date	Release Name	Reference Period	Model Unit	Release Value*	Model Expectation	Impact of FRA Data	
						EA NCI™ November	EA NCI™ December
14/11/2014	Gross Domestic Product	Q3'14	QoQ %	0.28	0.01	0.03	0.03
20/11/2014	PMI: Manufacturing	Nov-14	Index	47.56	48.8	-0.3	-0.85
20/11/2014	PMI: Services	Nov-14	Index	48.82	49.98	-0.16	-0.38
25/11/2014	Business Climate Indicator: Industry	Nov-14	Index	94	91.15	0.16	0.6
26/11/2014	Household Confidence Indicator	Nov-14	Index	86.94	84.74	0.03	0.06
27/11/2014	Registered Unemployed	Oct-14	Thousands	3460.9	3444.11	-0.27	-0.32
28/11/2014	Industrial Turnover: Manufacturing	Sep-14	MoM %	0.64	0.05	0.09	0.1
28/11/2014	Retail Sales	Sep-14	MoM %	-0.85	-0.16	-0.03	-0.03
28/11/2014	Household Consumption: Manufactured Goods	Oct-14	MoM %	0.06	0.64	-0.04	-0.06
01/12/2014	New Passenger Car Registrations	Nov-14	YoY %	-2.32	-2.88	0	0
08/12/2014	BdF Business Sentiment Indicator	Nov-14	Index	97	96.43	0.04	0.1
09/12/2014	Exports	Oct-14	MoM %	0.47	-0.16	0.05	0.07
09/12/2014	Imports	Oct-14	MoM %	0.15	0.04	0.01	0.01
10/12/2014	Industrial Production Excl Construction	Oct-14	MoM %	-0.2	-0.65	0.11	0.14
10/12/2014	Construction Output	Oct-14	MoM %	0.32	0.3	0	0
						-0.28	-0.53

Note: Released values are expressed in Model Units

Source: Now-Casting Economics Ltd and Official Data Sources



NCI™ releases for the Euro Area are scheduled on the same day of the release of the Industrial Production Index at 12:00 GMT.

Next E.A. NCI™ RELEASE: 12:00 GMT 14th January 2015

- ends -

For further information, please contact:

Linstock Communications

Tom Yazdi or Simon Maule

Tel: +44 (0)20 7089 2080

Notes to Editors:

The Now-Casting Index for the Euro Area is produced by Now-Casting Economics Limited and is based on a model built on monthly and quarterly economic indicators covering Production, Labour, Construction, National and International Trade, Services and Surveys. Raw data are supplied by Haver Analytics. Now-Casting Economics releases the EA NCI™ monthly for the current month together with a forecast for the next month and updates to the previous release. Forecast updates are based on data released since the last NCI™ publication. The model is estimated in real-time at each data release; now-casts of GDP and other macroeconomic series are published live within 30 minutes of the data release on www.now-casting.com.

The NCI™ is an intermediate product of the Now-Casting model, which is designed to capture commonalities among macroeconomic data while filtering out idiosyncratic noise. The model produces estimates of the real economic condition in different countries in a fully real-time fashion and accounts for data sampled at mixed frequency and the non-synchronicity of their releases. The NCI™ and its updates are produced in a fully automated judgement-free way solely as a function of economic news. The deep parameters of Now-Casting model are estimated at the beginning of every year; the NCI™ is the result of a pure out-of-sample forecast and is normalized to a mean value of 100 and a standard deviation equal to 25. Readings equal to 100 correspond to average growth over the estimation sample which starts in 1991. Normalization is updated at the beginning of every year in concomitance with updates of deep parameters.

Now-Casting.com is an online service delivering high-frequency information on current conditions in the world's major economies. The service covers the US, the Euro Area, China, Japan, Germany, France, Italy, Spain, the UK, Canada and Brazil, and is available by subscription. Weekly now-casts for the Euro Area are available free on the Now-Casting web site (www.now-casting.com).

The intellectual property rights to the EA NCI™ provided herein are owned by Now-Casting Economics Limited. Any unauthorised use, including but not limited to copying, distributing, transmitting or otherwise of any data appearing is not permitted without Now-Casting Economics' prior consent. Now-Casting Economics shall not have any liability, duty or obligation for or relating to the content or information ("data") contained herein, any errors, inaccuracies, omissions or delays in the data, or for any actions taken in reliance thereon. In no event shall Now-Casting Economics be liable for any special, incidental, or consequential damages, arising out of the use of the data. NCI™ is a registered trademark of Now-Casting Economics Limited. The Now-Casting.com logo is a registered trade mark of Now-Casting Economics Limited.